

Third Party Sponsor Special Accounts

Third party Special Accounts are set up prior to visiting The Bookstore to purchase your supplies. This should be seamless to 3rd party sponsored students. If you are VA VOC Chapter 31, you must submit a Request for Enrollment Verification (REV) every term (located in student portal under “Records & Registration”. Instructions can be found here: <https://military.uccs.edu/current-students/enrollment-certification>). All other students using a 3rd Party Sponsor must submit the Sponsor Billing Request (SBR) form every term (located in student portal under “Student Financial”). If your sponsor provides the authorization document directly to you, please be sure to attach it to the SBR form. Some sponsors will provide the authorization to the school directly.

Special Accounts operate on structured opening and closing dates. This is for accounting and invoicing purposes. Special Accounts open for 3rd party purchases approximately **two weeks before** the first day of classes and close approximately **five weeks after** classes begin. Special Accounts for VA VOC Rehab Chapter 31 and Kane Scholarships generally open a week earlier, Summer semester Special Accounts are open for a shorter amount of time. Open and close dates will be emailed once you are approved.

Process

Step 1:

The first step is for you to submit your Sponsor Billing Request or Request for Enrollment Verification through your student portal along with any applicable authorization documents.

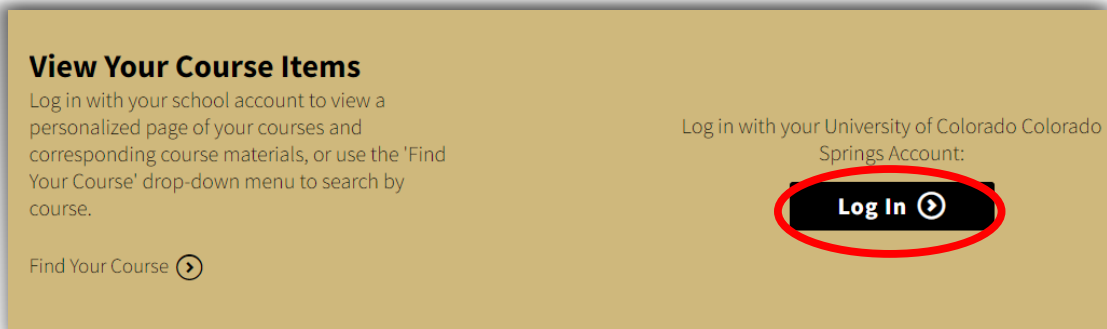
Once you have completed your required paperwork, The Financial Aid Office will authorize The Bookstore to set up your Special Account. Your Special Account at The Bookstore will be set up within one to two business days. If you need assistance with submitting your forms, please contact 3rd Party Sponsor Billing at tuitasst@uccs.edu.

Step 2:

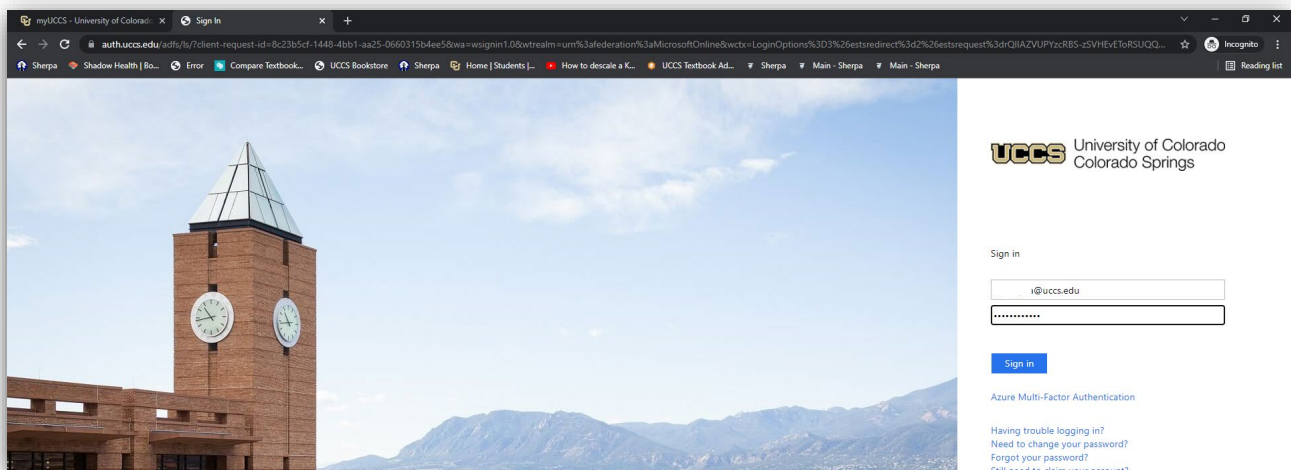
Once you have submitted your 3rd party authorization and The Bookstore has set up your Special Account, you may obtain your course materials through TAAP; instructions are below.

HOW TO ACCESS YOUR COURSE MATERIALS

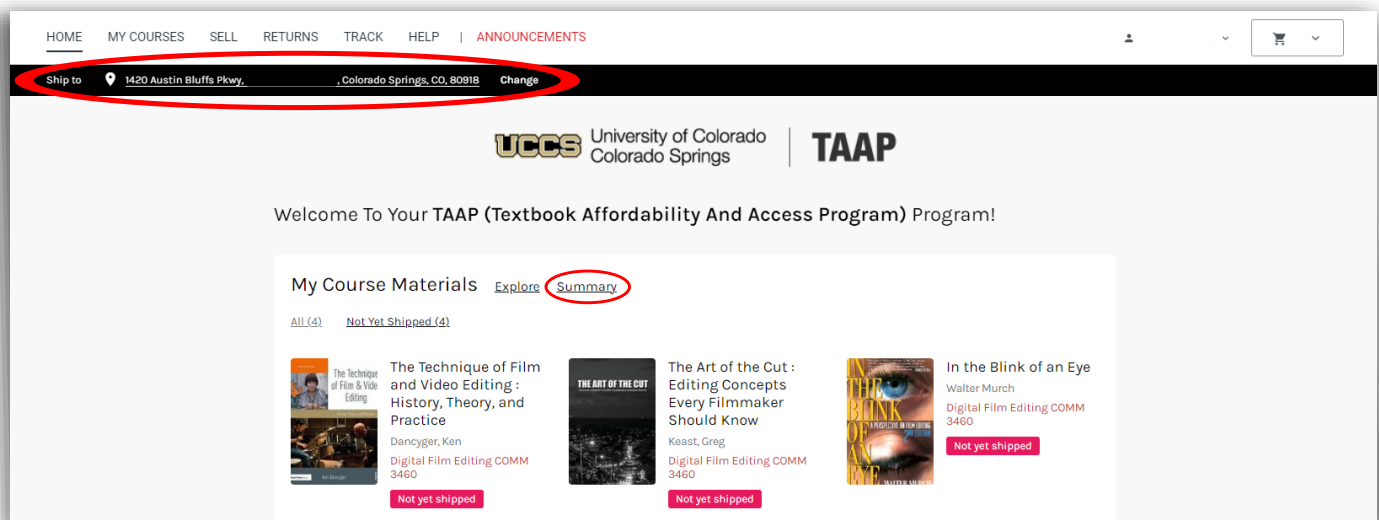
1. Go to uccs.textbookx.com.
2. Click "Log In" on the "View your Course Materials" Banner.



3. Sign in using your student portal credentials.



4. Course materials can be found on the "Home" page. Click the "Summary" button to see when your books will be delivered.
5. Set your delivery method (default will be set to pickup in-store). Items will be delivered on or before the first day of class.



Tips to make the process go smoothly:

1. **Please be patient.** This is a very manually intensive process for everyone, and we are responsible for ensuring your sponsor's rules are followed. We are working on providing better ways to serve you and with the best possible customer service.
2. **Have your UCCS Student ID number ready!** Bookstore associates are trained to process Special Account purchases. Inform them know that you are a Special Account recipient and present your Student ID card and give them your Student ID Number (**Your student ID number is NOT on your card—look it up before arriving at the counter**). They will process your book purchases within the guidelines given by your Special Account. YOU are responsible to make sure you are purchasing approved items. The cashier will assist with this, but ultimately YOU are responsible for not purchasing unapproved items. Any unauthorized items identified during audit will be your responsibility and will require you to pay for the items with your own funds. **We are unable to charge items such as apparel, water bottles, and any other item that is not listed as a textbook and supplies to your funded account.**

Additional Information

If you have any questions concerning your purchase through 3rd party billing, you may contact Allison Noel at 719-255-3739. For any assistance with your Special Accounts book purchases, you may ask for Paul Deniston or call him at 719-255-4665.